

SPECIFICATION | SUSPENDED CEILING TILES



We stock and distribute a wide range of ceiling tiles from gypsum vinyl faced ceiling tiles to acoustic mineral fibre tiles and glasswool vinyl and/or tissue faced acoustic ceiling tiles

VINYL GYPSUM TILES



Washable vinyl laminated onto gypsum board. Vinyl tiles available in square edge only.

Applications:

Offices • Hospitals • Shopping Centres • Schools

Advantages:

Quick and easy installation • Lightweight • Easy to clean • Durable

| VINYL TYPE | DIMENSIONS | WEIGHT | PACKAGING | |
|--|---------------------------------|-----------------------------|---------------------------|-----------------------------------|
| White Vinyl  | 1200x600x9mm SE Foil back ** | 6.6kg/sqm* 5.44/kg/sqm** | 6pcs/pack | 4.32 sqm/pack |
| | 600x600x9mm SE | | 6pcs/pack | 2.16 sqm/pack |
| | 1200x600x12mm SE | 8.78kg/sqm* 5.49kg/sqm** | 6pcs/pack* 8pcs/pack** | 4.32 sqm/pack* 5.76 sqm/pack** |
| | 600x600x12mm SE | | 6pcs/pack* 8pcs/pack** | 2.16 sqm/pack* 2.88 sqm/pack** |
| Fissured Vinyl  | 1200x600x9mm SE Foil back ** | 6.6kg/sqm* 5.44/kg/sqm** | 6pcs/pack | 4.32 sqm/pack |
| | 600x600x9mm SE | | 6pcs/pack | 2.16 sqm/pack |
| | 1200x600x12mm SE | 8.78kg/sqm* 5.49kg/sqm** | 6pcs/pack* 8pcs/pack** | 4.32 sqm/pack* 5.76 sqm/pack** |
| | 600x600x12mm SE | | 6pcs/pack* 8pcs/pack** | 2.16 sqm/pack* 2.88 sqm/pack** |

*Refer Marley Building Systems ** Refer Donn Gyprex



Note:






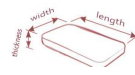

- ◇ Hold down clips must be used in areas susceptible to draughts as this will prevent infill boards from lifting at the edges

ACOUSTIC MINERAL FIBRE TILES


Mineral fibre tiles features the ideal combination of sound absorption (NRC), sound blocking and sound transfer for total noise control and design flexibility. Well known brands such as AMF Thermatex, Owa & Armstrong are distributed by CDS


Applications:

Offices • Shopping Centres • Hotels • Conference Centres • Foyers

| Design | NRC | Relative Humidity | Sound attenuation | Light reflectance | Weight per sqm | Dimensions | Packaging |
|--|---|---|---|---|--|---|---|
|  |  |  |  |  |  |  |  |
| AMF Mercure | 0.60 | Up to 95% RH | 34dB | Up to 88% | 4.5kg/sqm | 600x600x15 SE 1200x600x15 SE | 14pcs/box 10pcs/box |
| AMF Star | 0.60 | Up to 95% RH | 34dB | Up to 90% | 4.5kg/sqm | 600x600x15 SE 1200x600x15 SE | 14pcs/box 10pcs/box |
| AMF Fine Stratos | 0.55 | Up to 95% RH | 34dB | Up to 88% | 4.5kg/sqm | 600x600x15 SE 1200x600x15 SE | 14pcs/box 10pcs/box |
| AMF Fine Fresko Saturn | 0.60 | Up to 90% RH | 34dB | Up to 87% | 4.5kg/sqm | 600x600x15 SE 1200x600x15 SE | 14pcs/box 10pcs/box |
| Owa Futura Smart | 0.65 | Up to 90% RH | 31dB | Up to 85% | 4.2kg/sqm | 600x600x14 SE 1200x600x14 SE | 12pcs/box 8 pcs/box |
| Owa Smart Constellation | 0.60 | Up to 90% RH | 29dB | Up to 88% | 4.2kg/sqm | 600x600x14 SE 1200x600x14 SE | 12pcs/box 8 pcs/box |
| Owa Sandila Smart | 0.45 | Up to 90% RH | 29dB | Up to 87% | 4.2kg/sqm | 600x600x14 SE | 12pcs/box |
| Owa Sinfonia Premium | 0.85 | Up to 95% RH | 33dB | Up to 87% | 4.2kg/sqm | 600x600x15 SE 1200x600x15 SE | 12pcs/box 8 pcs/box |
| Owa Finetta | 0.60 | Up to 90% RH | 29dB | Up to 88% | 4.2kg/sqm | 600x600x12 SE | 12pcs/box |
| Armstrong Fine Fissured | 0.60 | Up to 95% RH | 34dB | Up to 85% | 3.5kg/sqm | 600x600x15 SE 1200x600x15 SE | 16pcs/box 10pcs/box |
| Armstrong Dune Supreme | 0.55 | Up to 99% RH | 34dB | Up to 83% | 3.9kg/sqm | 600x600x15 SE 1200x600x15 SE | 16pcs/box 10pcs/box |

- The Noise Reduction Coefficient (NRC) is a scalar representation of the amount of sound energy absorbed upon striking a particular surface
- Relative Humidity The amount of water vapour present in air expressed as a percentage of the amount needed for saturation at the same temperature
- High sound attenuation values will reduce sound transmission between rooms
- Light Reflectance Value is a measure of visible & usable light that is reflected from a surface when illuminated by a light source





Notes:

- ◇ Hold down clips must be used in areas susceptible to draughts as this will prevent infill boards from lifting at the edges
- ◇ Revealed Edge available on request. Quantities differ from Square Edge tiles.

GLASSWOOL CEILING TILES:

SOUNDLITE CORAL

Soundlite ceiling tiles are manufactured from non-combustible inorganic Glasswool with a decorative vinyl facing named CORAL which provides a durable finish. Soundlite offers exceptional acoustic and thermal properties, eliminating the need for additional ceiling insulation.

Application:

Offices
High Humidity areas

| Size (mm) | R-value (m ² K/W) | NRC Value | Relative Humidity | Sound Reduction Index |
|----------------------|------------------------------|-----------|-------------------|-----------------------|
| 1200x600x25 (15/box) | 0.78 | 0.65 | 95% | 17dB |
| 1200x600x40 (10/box) | 1.25 | 0.75 | 95% | 19dB |

CINEPLEX

Cineplex ceiling tiles are manufactured from non-combustible inorganic Glasswool with a black non-woven glass tissue for optimal sound absorption. Cineplex offers exceptional acoustic and thermal properties.

Application:

Cinemas

| Size (mm) | R-value (m ² K/W) | NRC Value |
|----------------------|------------------------------|-----------|
| 1200x600x40 (10/box) | 1.25 | 0.8 |



SOUNDLITE CORAL



CINEPLEX

ISOVER
SAINT-GOBAIN